

INCREMENTAL

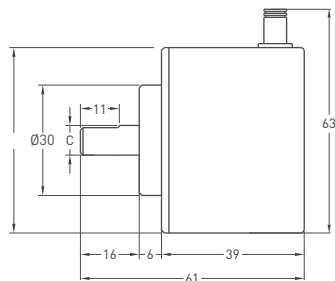
- 50 mm case dimensions
- 100 - 150 - 200 - 360 - 400 - 500 - 600 - 720 - 1000 - 1024
1800 - 2000 - 2048 - 2500 - 3600 - 4000 - 4096 - 5000 ppr.
- Push-Pull, TTL, Linedriver or HLD output
- Rod diameter 6 - 8 - 10 mm
- 3500 rpm max.



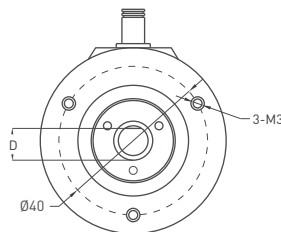
Technical Specifications

Resolution	100 - 5000 ppr.
Output channels	A, B, Z or A, \bar{A} , B, \bar{B} , Z, \bar{Z}
Output type	Push-Pull, TTL, Linedriver, HLD
Power supply	5 VDC, 8-24 VDC or 5-24 VDC
Power consumption (without load)	< 40 mA (24 VDC)
Cable	2,5 meter (standard) 5 wire + shield (Push-Pull) 2,5 meter (standard) 8 wire + shield (Linedriver)
Max. permissible shaft loading radial	100 N
axial	60 N
Displacement speed	3500 rpm (5000 ppr. up to 700 rpm)
Rod diameter	Ø6 - 8 - 10 mm
Rod material	Stainless steel
Case dimensions	Ø50 mm
Case material	Aluminium and painted steel
Protection level	IP 54
Operating temperature	-20°C ... +80°C
Storage temperature	-30°C ... +90°C

Mechanical Specifications



Rod type / Radial

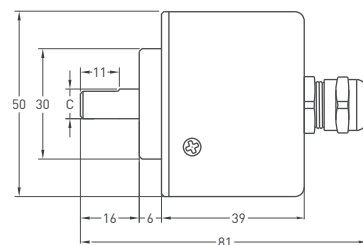


Push - Pull Cable Output

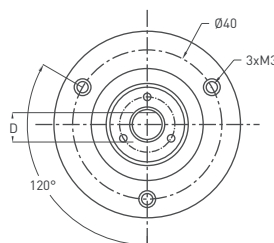
- +V : Brown
- 0V : White
- GND : Shield
- Ch A : Yellow
- Ch B : Green
- Ch Z : Gray

TTL - HLD - Linedriver Cable Output

- +V : Brown
- 0V : White
- GND : Shield
- Ch A : Yellow
- Ch B : Green
- Ch Z : Gray
- Ch A inv.: Blue
- Ch B inv.: Red
- Ch Z inv.: Pink



Rod type / Axial



PRI 50	R (rod)	
	C	D
	Ø6mm	5,50mm
Ø8mm	7,30mm	
Ø10mm	9,00mm	

Ordering Procedure

Model	Case diameter	Case type	Rod diameter	Output type	Resolution	Output signal	Supply voltage	Connector / Cable	Cable output
PRI	50	A	R8	HLD	1024	Z	V3	2M5	R
PRI	50: 50 mm	A : Clamping flange	R6 : 6mm R8 : 8mm R10 : 10mm	LTP : Push-Pull LD : Linedriver HLD : High Linedriver TT : TTL	100 - 5000 ppr.	Z : A, B, Z B : A, B Z \bar{Z} : $\bar{A}\bar{A}$, $\bar{B}\bar{B}$, $\bar{Z}\bar{Z}$	V1 : 5 VDC V2 : 8 - 24 VDC V3 : 5 - 24 VDC	2M5 : 2,5 meter cable 5M : 5 meter cable 8M : 8 meter cable 10M : 10 meter cable C12 : 12 pin connector	R : Radial A : Axial